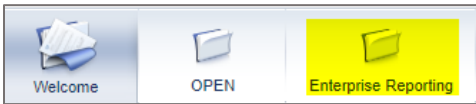


Accessing Analysis and Navigating to Reports

Select the Enterprise Reporting Tab

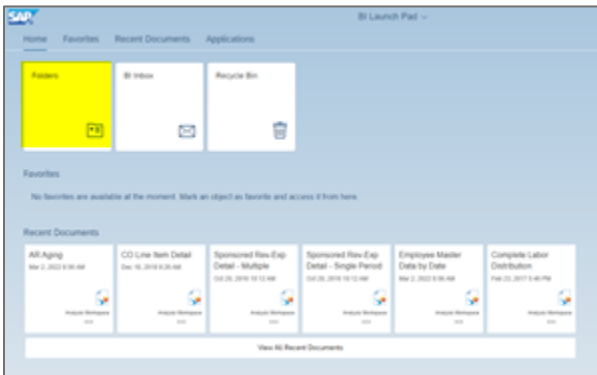


In the right navigation click the Open Analysis link




Analysis Home Page Opens


Click the first tile, named folders



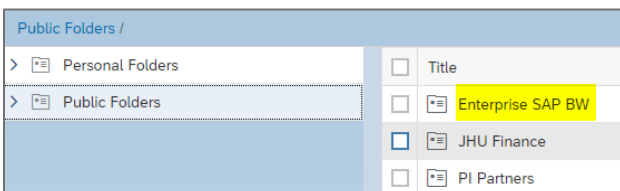
Click the Personal Folders to see reports that you have saved. If you have saved favorites in the previous version of Analysis this is where you will find them.



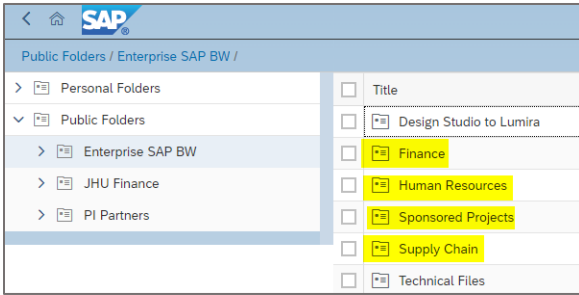
To view default reports in Analysis, click the Public folders link



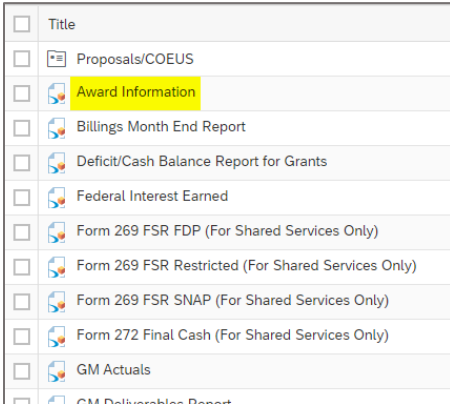
Then click Enterprise SAP BW



Select the type of report you would like to run



Select a report



Report opens at the Prompts screen

